



## LTE ANTENNA

Antenna GSM/UMTS/LTE  
Magnet Mount 90-F,  
7-9 dBi, SMA(m), RG195/3m

AO-ALTE-MG9S-F

SECTRON company offers a wide portfolio of GSM/UMTS/LTE antennas with various versions differing in shape, level of gain and manner of attachment. SECTRON guarantees a compatible connection between an antenna and all antenna adaptors produced by SECTRON.

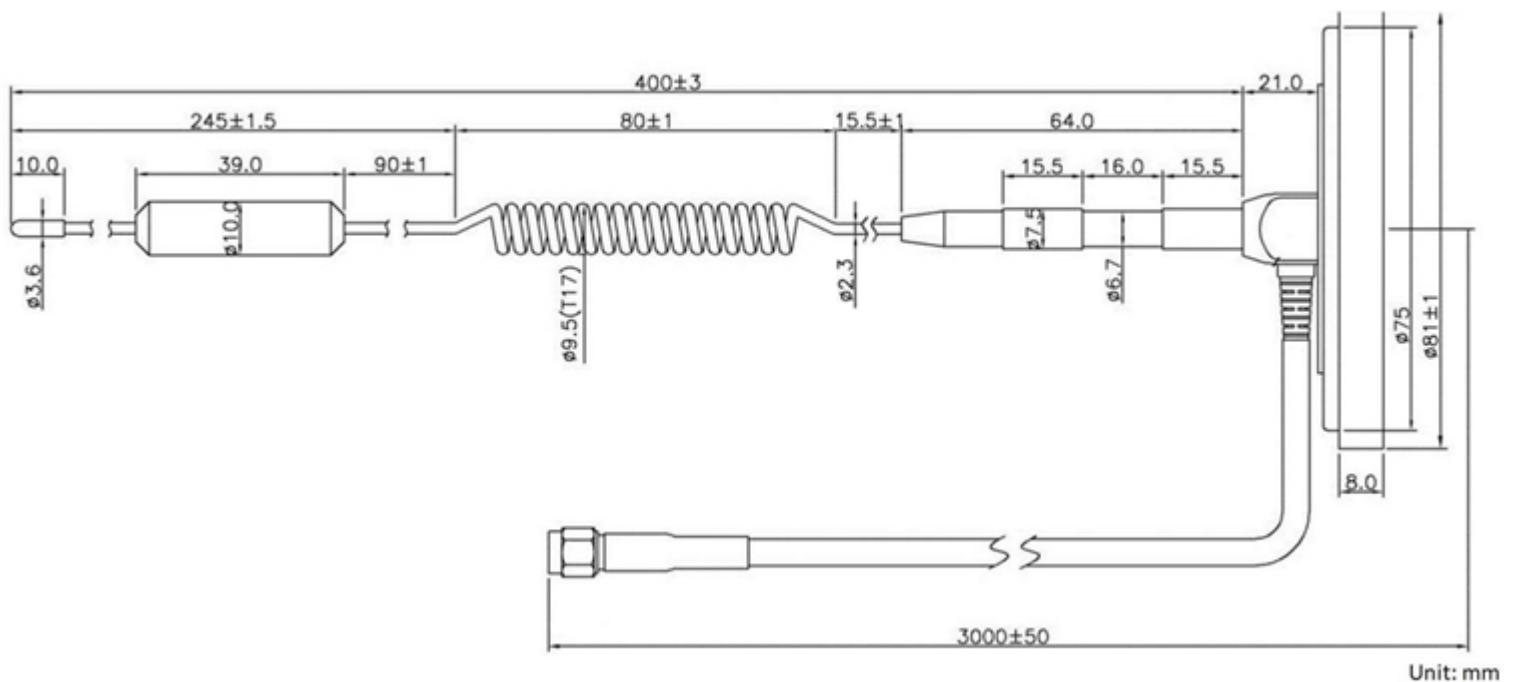


### BENEFITS

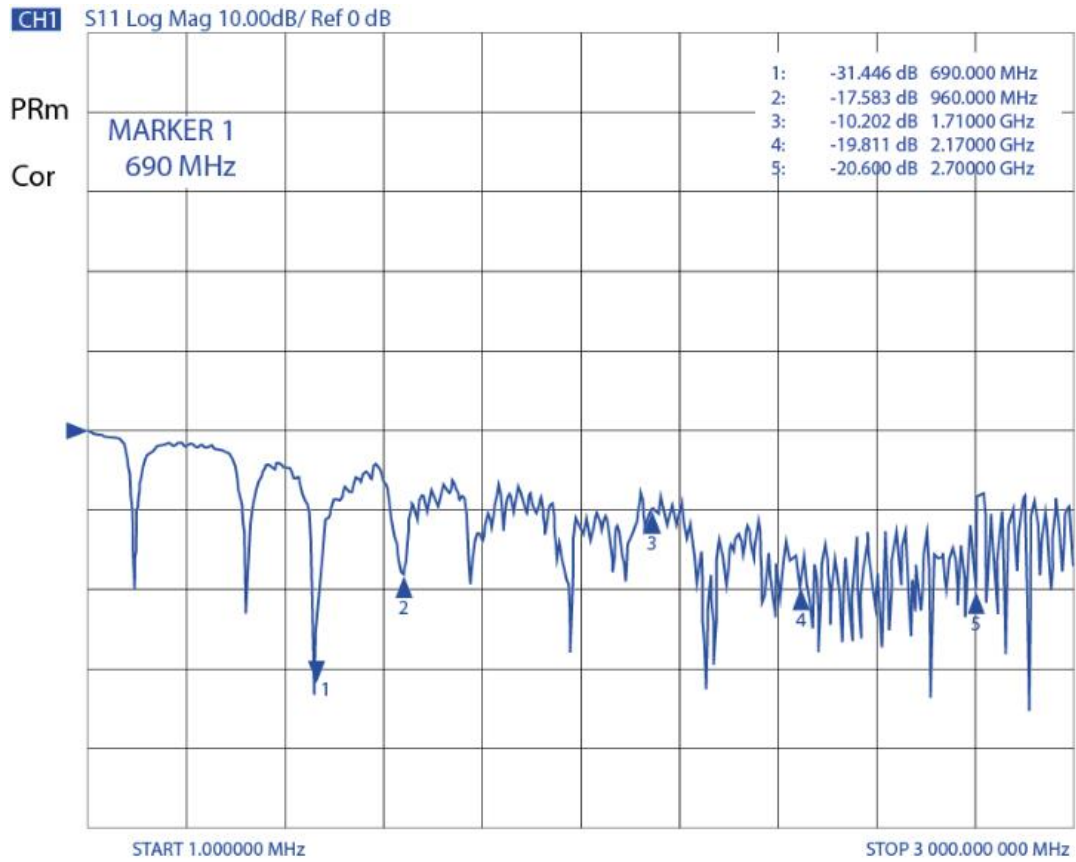
- Low VSWR
- High gain

Technology	GSM/UMTS/LTE
Frequency bands	700/800/900/1700/1800/1900/2100/2500/2600/2700 MHz
Bandwidth	-
Gain	7-9 dBi
VSWR	<2.0:1
Impedance	50 Ohm
Directivity	Omnidirectional
Beam angle	H 360° V 30°
Polarization	Linear
Maximum input power	50 W
Power voltage	-
Dimensions	400 x Ø 81 mm
Weight	309.80 g
Operating temperature	-30 to +80 °C
Execution	External
Method of attachment	Magnetic
Cable type	RG195/U
The cable length	3 m
Connector type	SMA(m)
Certification	ISO 9001/ISO 14001

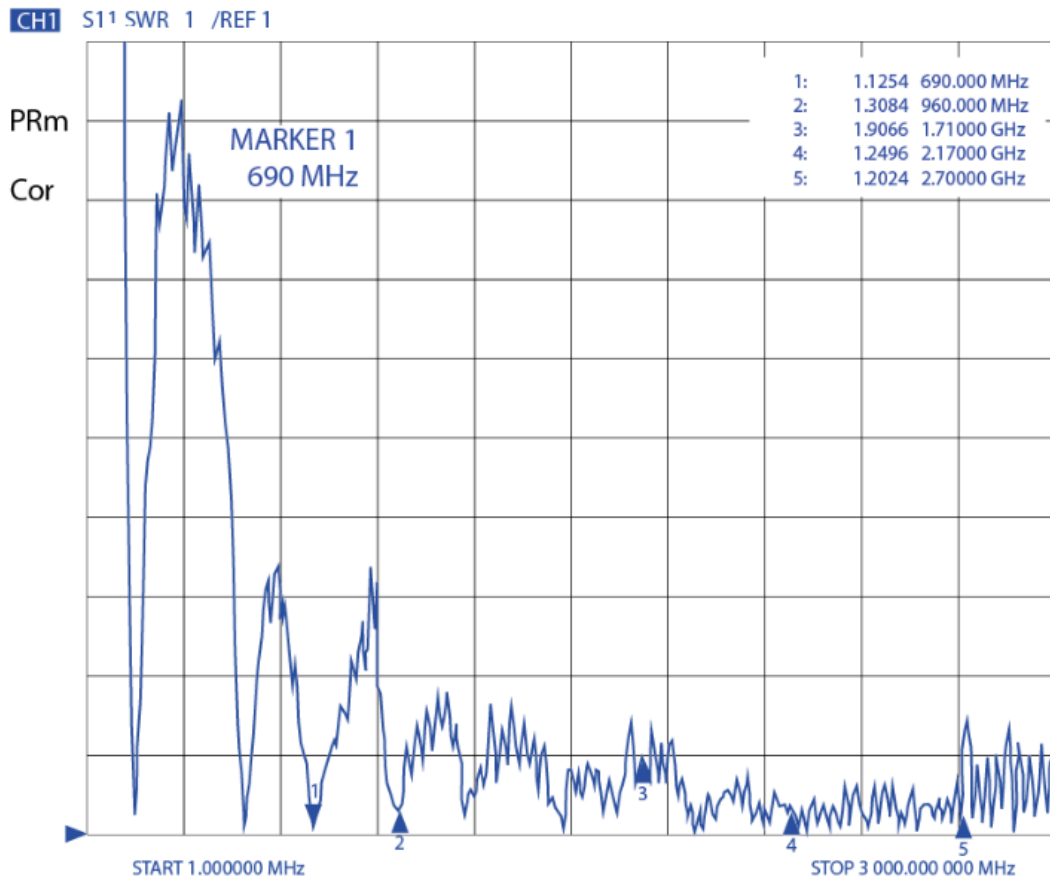
DRAWING



Graph - S11



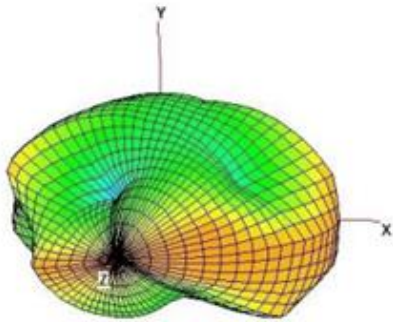
Graph - VSWR



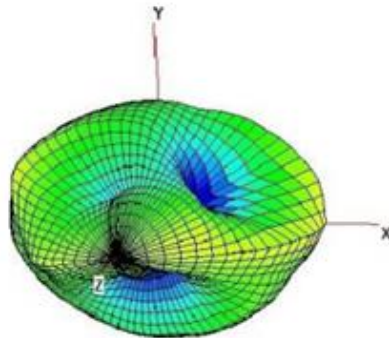
Return Loss					VSWR				
690 MHz	960 MHz	1710 MHz	2170 MHz	2700 MHz	690 MHz	960 MHz	1710 MHz	2170 MHz	2700 MHz
-31.44 dB	-17.58 dB	-10.20 dB	-19.81 dB	-20.60 dB	1.12	1.30	1.90	1.24	1.20

### 3D RADIATION PATTERN

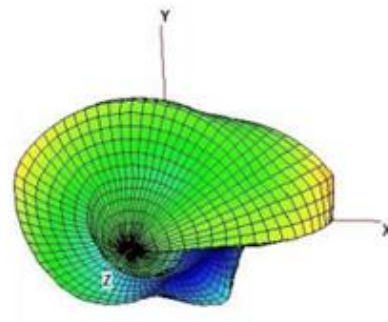
AO-ALTE-MG9S-F



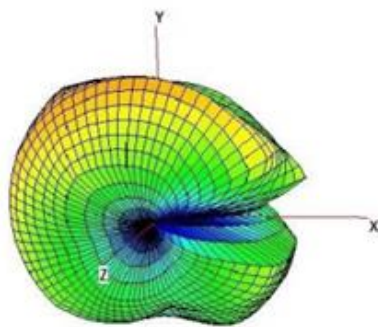

704



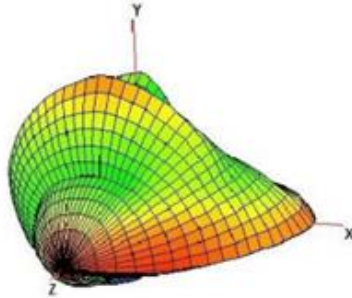
806



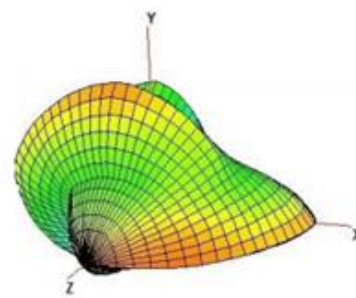
900



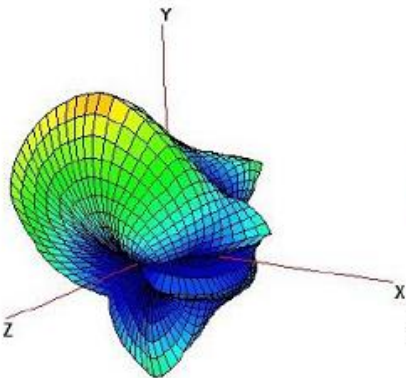
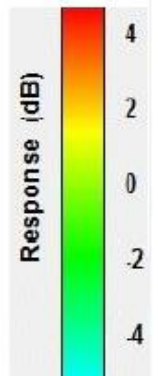
1575



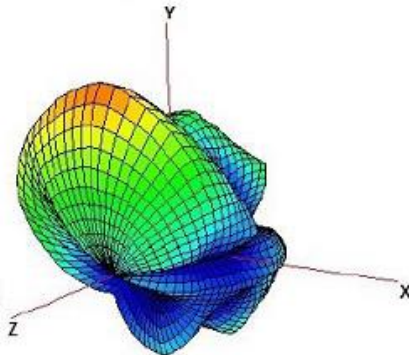
1785



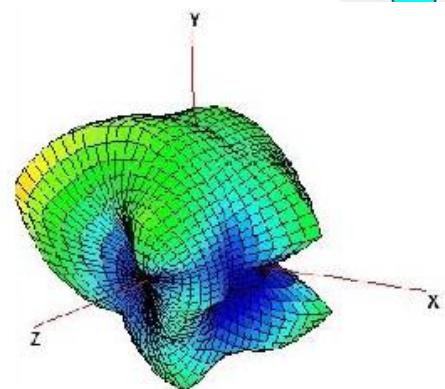

1850



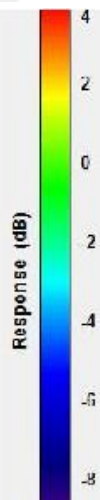
2400



2450



2690





## SUMMARY

Frequency (MHz)	704	710	716	734	740	746	751	756	777	782	787	791	806	815	821
Average Gain (dB)	2.95	3.25	3.26	3.28	3.05	2.90	2.73	2.51	1.24	0.96	0.59	0.40	0.83	0.65	0.55
Peak EIRP (dBm)	7.15	7.29	7.44	8.03	7.91	7.79	7.61	7.34	5.82	5.54	5.19	5.03	5.44	5.13	4.92
Frequency (MHz)	824	830	832	836	845	847	849	860	862	869	875	880	881	890	894
Average Gain (dB)	0.52	0.41	0.40	0.34	0.12	0.02	-0.09	-0.57	-0.66	-0.94	-1.13	-1.25	-1.31	-1.36	-1.34
Peak EIRP (dBm)	4.79	4.49	4.44	4.39	4.22	4.17	4.08	3.69	3.63	3.30	3.01	2.74	2.67	2.40	2.40
Frequency (MHz)	900	915	925	940	960	1427.9	1447.9	1462.9	1475.9	1495.9	1510.9	1574.7	1575.4	1576.4	1602
Average Gain (dB)	-1.21	-0.83	-0.62	-0.40	-0.43	-2.13	-2.36	-2.61	-2.79	-2.67	-2.42	-0.79	-0.78	-0.77	-0.36
Peak EIRP (dBm)	2.47	2.52	2.48	2.93	2.86	1.89	1.92	1.75	1.39	1.48	1.81	2.17	2.17	2.21	3.31
Frequency (MHz)	1710	1750	1755	1785	1805	1840	1850	1880	1882	1910	1920	1930	1950	1962	1980
Average Gain (dB)	-2.74	-2.51	-2.45	-1.85	-1.67	-1.63	-1.62	-1.45	-1.42	-1.00	-0.81	-0.68	-0.47	-0.37	-0.28
Peak EIRP (dBm)	3.90	4.12	4.15	3.54	2.97	2.75	2.70	2.78	2.74	2.90	2.88	2.83	2.99	3.09	2.86
Frequency (MHz)	1990	2110	2132	2140	2155	2170	2400	2450	2500	2535	2570	2620	2655	2690	
Average Gain (dB)	-0.24	-2.04	-2.32	-2.40	-2.42	-2.28	-1.51	-1.91	-2.33	-1.87	-1.45	-1.45	-1.84	-2.26	
Peak EIRP (dBm)	2.71	3.92	3.82	3.67	3.48	3.22	4.56	5.23	5.13	4.51	3.54	2.87	2.67	2.75	

## ALL VARIANTS

Different connector variants or cable lengths are available on request.

## CONTACTS

SECTRON s.r.o. Josefa Šavla 1271/12  
709 00 Ostrava 9, Czech Republic

WWW.SECTRON.CZ  
Tel.: +420 556 621 020