



## GSM/GPS/UMTS/WiFi ANTENNA

Antenna GSM/GPS/UMTS/WiFi  
Mounting R41, RG174/1.5m,  
2x SMA(m), SMA-RP(f)

AO-AKOM-41SSSRP15

SECTRON company offers a wide portfolio of GSM/GPS/UMTS/Wi-Fi antennas with various versions differing in shape, level of gain and manner of attachment. SECTRON guarantees a compatible connection between an antenna and all antenna adaptors produced by SECTRON.



### BENEFITS

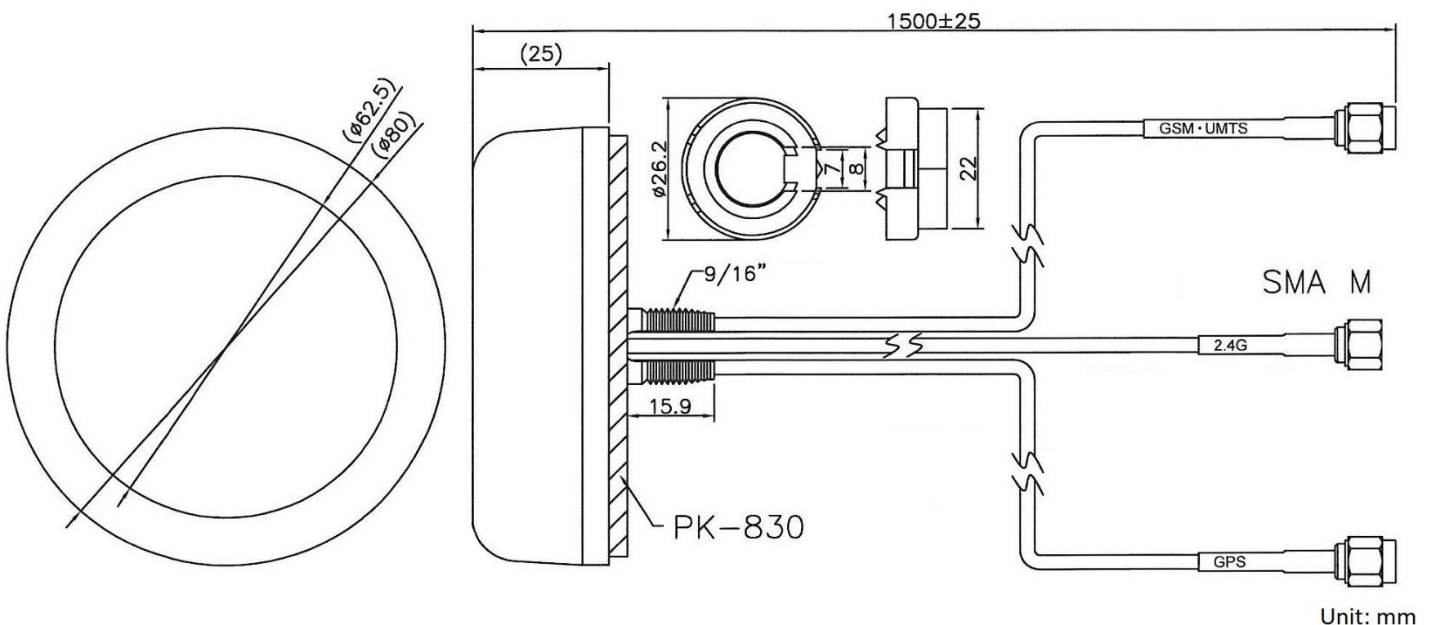
- Easy installation
- High frequency range
- High gain

## FEATURES

AO-AKOM-41SSSRP15

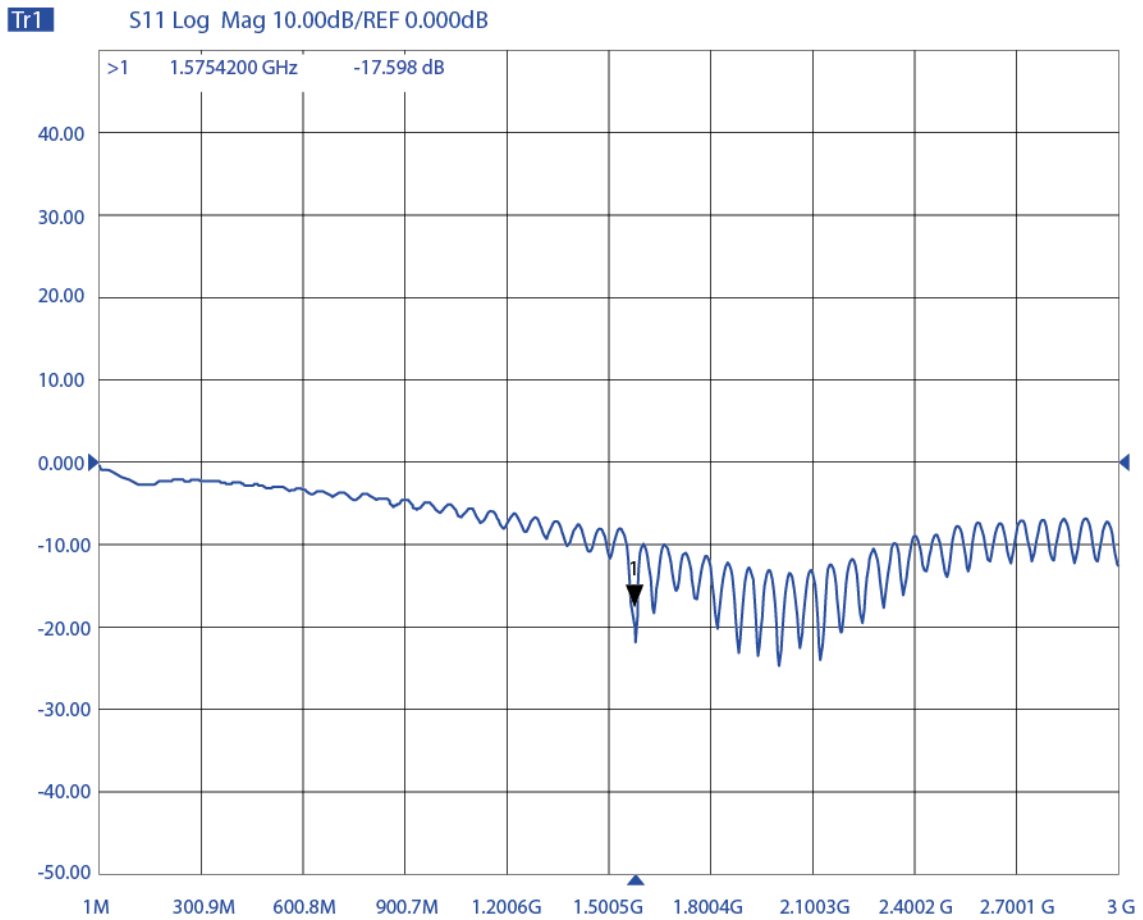
Technology	GSM/GPS/UMTS/WIFI
Frequency bands	900/1575.42/1800/2100/2400 MHz
Bandwidth	-
Gain	0.2/32/8/6 dBi
LNA Gain	30 dBi
VSWR	<2.0:1
Impedance	50 Ohm
Directivity	Directional
Beam angle	Attached graphs below
Polarization	Linear
Maximum input power	10 W
Power voltage	-
Dimensions	Ø 80 x 25 mm
Weight	160.6 g
Operating temperature	-30 to +90 °C
Execution	External
Method of attachment	Mounting
Cable type	3 x RG174U
The cable length	3 x 1.5 m
Connector type	2 x SMA(m) – GSM/GPS, 1x SMA RP Wi-Fi
Certification	ISO 9001, ISO 14001

## DRAWING



Frequency [MHz]	Return Loss [dB]	VSWR	Efficiency [%]	Gain [dBi]
1575.42 (GPS)	-17.59	1.3	-	32.27
900 (GSM)	-8.44	2.23	40.83	0.21
1800 (UMTS)	-12.48	1.61	79.62	8.52
2100 (UMTS)	-8.13	2.29	26.18	2.47
2400 (Wi-Fi)	-12.29	1.64	59.43	6.2
2450	-17.34	1.36	54.2	4.91
2500	-20.43	1.21	47.21	4.33

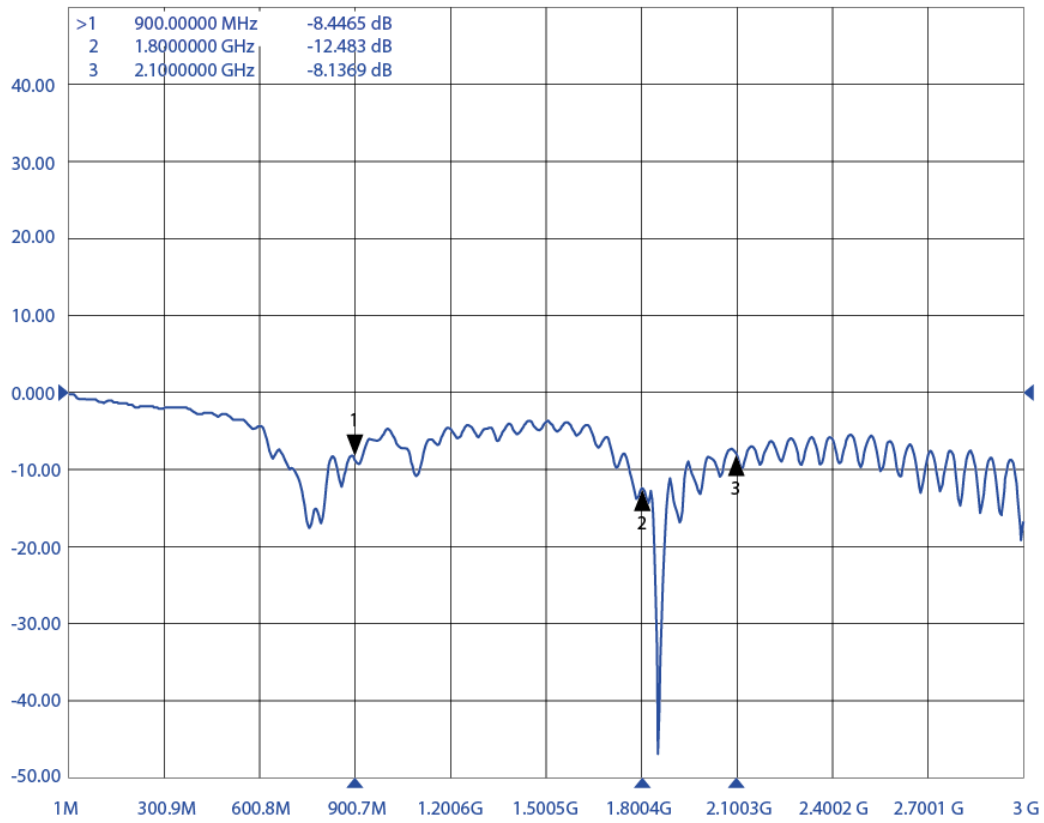
### S11-GPS



# S11-GSM/UMTS

Tr1

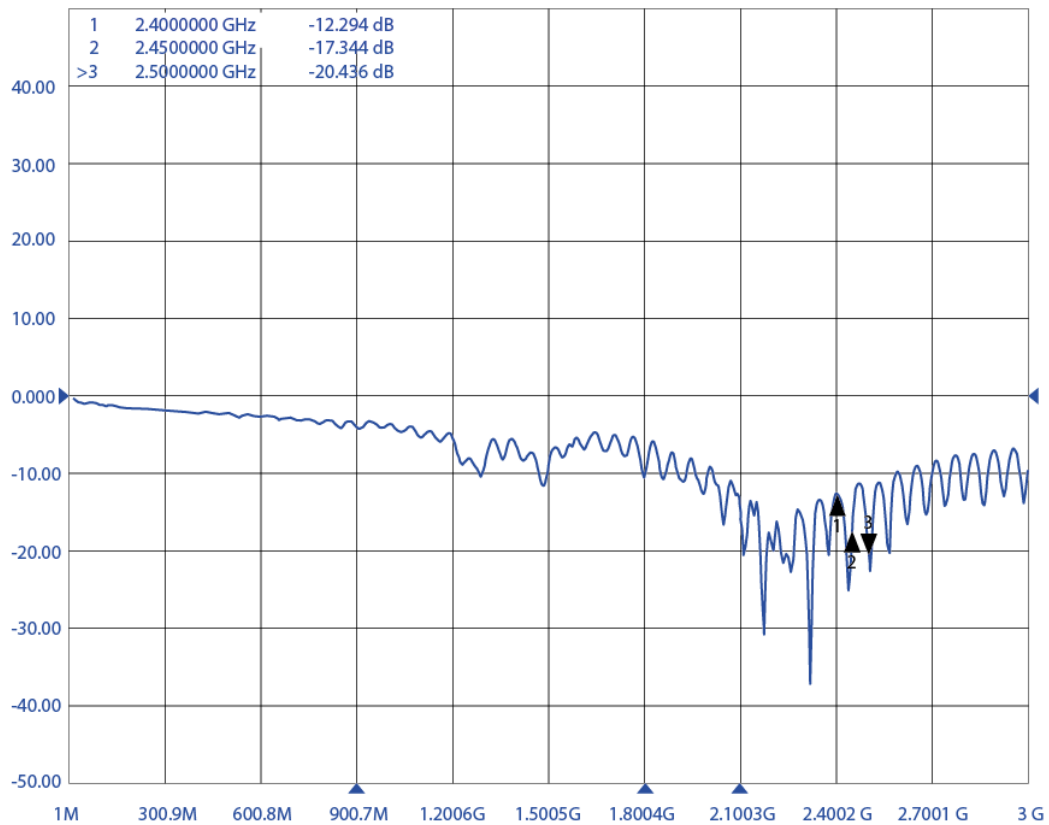
S11 Log Mag 10.00dB/REF 0.000dB



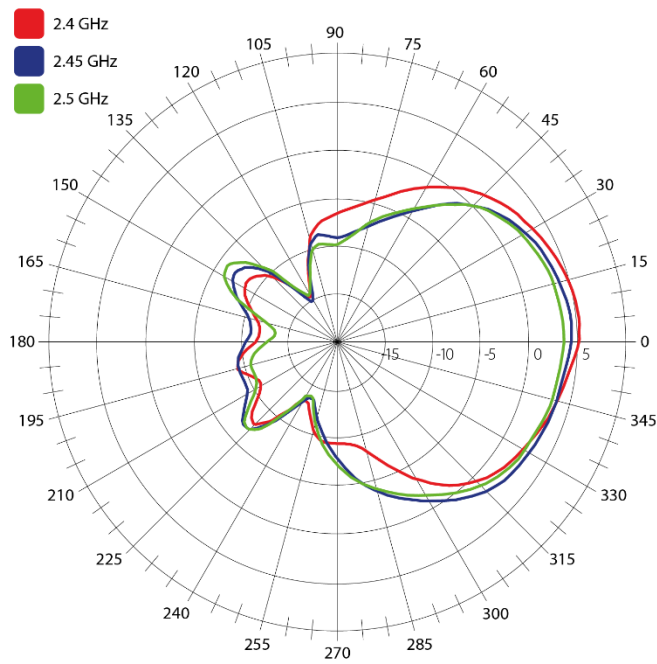
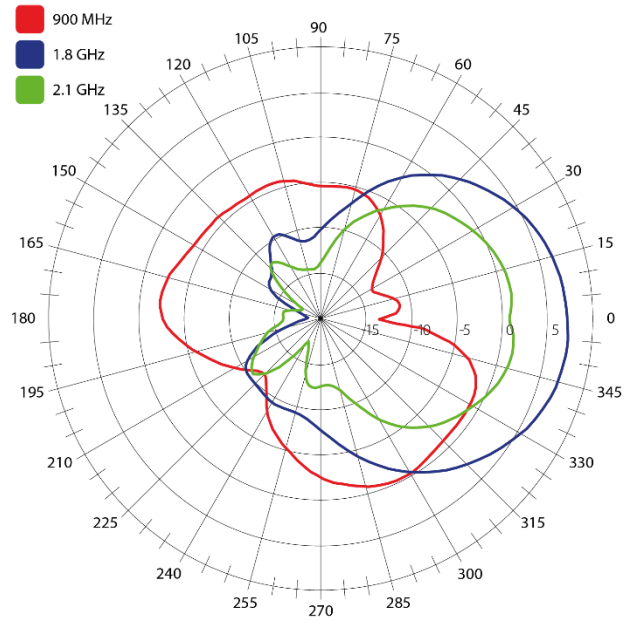
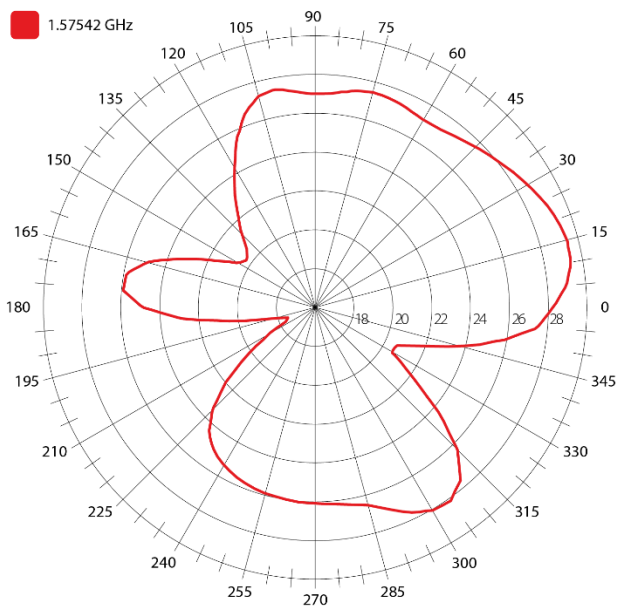
# S11-Wi-Fi

Tr1

S11 Log Mag 10.00dB/REF 0.000dB



# RADIATION PATTERN



## VARIANTS

Different connector variants or cable lengths are available on request.

## CONTACTS

SECTRON s.r.o. Josefa Šavla 1271/12  
709 00 Ostrava 9, Czech Republic

WWW.SECTRON.CZ  
Tel.: +420 556 621 021